

GROUND FLOOR PLAN

KEY	
	Drains/Channels/Runs
	New Partitions
	Existing Walls
	Ventilation Ducts
	New Sanitary Ware, Water Heater and Fittings
	Doors
	Door Swings

Notes for Building Regulation Application:

FIRE: Internal door arrangements and corridor widths complying with ADB for a capacity of up to 200 persons, when account has been taken of other exits. All internal linings will achieve a national class 3 or better to prevent internal spread of fire.

VENTILATION: New wet rooms to be provided with 50mm x 50mm background ventilators and intermittent extract of 6l/s or greater via mechanical extraction. Wet room doors to be provided with a 10mm undercut for infiltration ventilation.

SANITARY PROVISIONS: Sanitary provisions provided in accordance with BS 6465-1 subject to the limitations of the access statement. Wash down dual flush system. See also ACCESS.

HOT WATER SUPPLY: Hot water supply to be from new 15L Storage Electric Water heater specified to current standards and fitted by a CORGI competent person, all hotwater pipework to be insulated.

DRAINAGE: All new pipework to be in PVC and installed with regard to dimensions and falls in AD H. All new appliances to connect to system via traps with seals no less than those given by AD H, all connected to existing underground drainage system and water pressure tested as per ADH and BS 8000-14.

HEATING: System extension to be designed, installed and tested by a CORGI approved competent person.

ACCESS: Corridor/door widths, hand rails and ironmongery (where not shown) to agree AD M subject to limitations of the access statement. External doors, unaltered. Internal doors flush timber panel, hinged or sliding 44mm thickness.

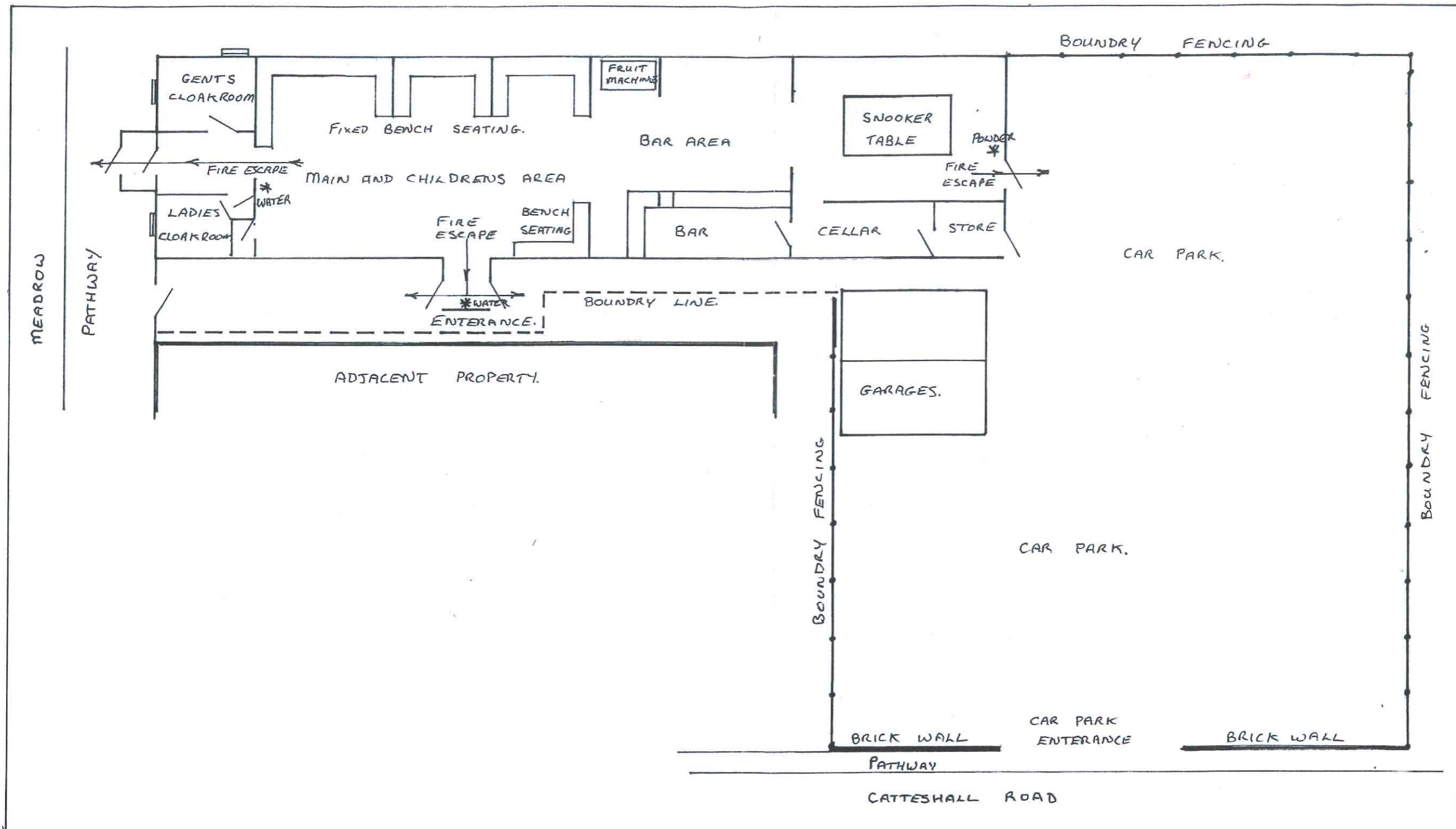
GLAZING: Unaltered with the exception of the introduction of a vision panel in the door adjoining the Lounge and Fire exit corridor, as per AD M and N.

ELECTRICAL: All electrical installations to be in accordance with the Electrical Regulations 17th ed. (BS 7671:2008), installed and tested by a NICEIC approved contractor.

WALLS: External walls unaltered. New internal walls consist of timber frame 60mm width, enclosed by 12.5mm plaster board either side.

Client GODALMING NAVAL CLUB		
Location GODALMING NAVAL CLUB 88 MEADOW GODALMING		
Drawing title BUILDING REGULATION APPLICATION		
Date 8th September 2008		
Drawn DE	Checked X	Scale 1:50 @ A3
Status Building Control		
Drawing No. GNC/07	Revision B	
Grillo LLP Chartered Surveyors		
Tel: (01483) 860600 Fax: (01483) 860535		

OLD



NOTES.
 CEILING HEIGHT 2465mm
 * DENOTES POSITION OF FIRE EXTINGUISHERS
 ALL FIXED BENCH SEATING AREAS HAVE BALLUSTRADING PARTITION'S 1.9m HIGH

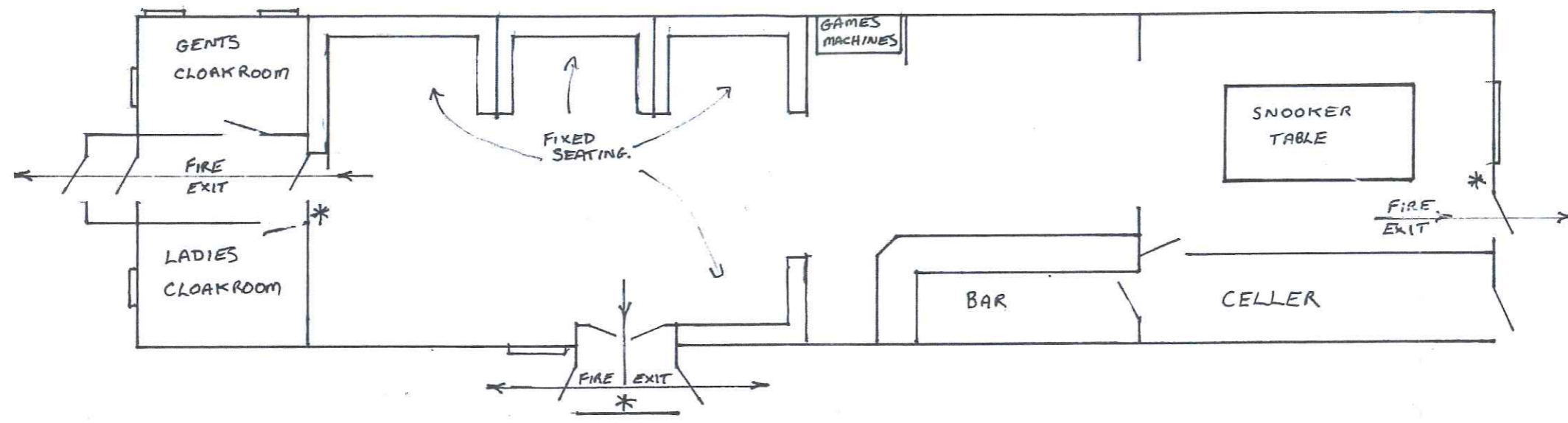
DRAWN.
 G.K.B.
 DATE
 28/7/05

GODALMING NAVAL CLUB
 88. MEADOW
 GODALMING
 SURREY GU7 3HY

SCALE 1:125
 DRAWING NO 2
 REK

OLD

W14/205720016



* POSITION'S OF FIRE EXTINGUISHERS

GRAHAM BROWN

Rozellen, Catteshall Road, Godalming, Surrey, GU7 1LY.
Telephone No. (01483) 420379. Mobile No. 07768 072351

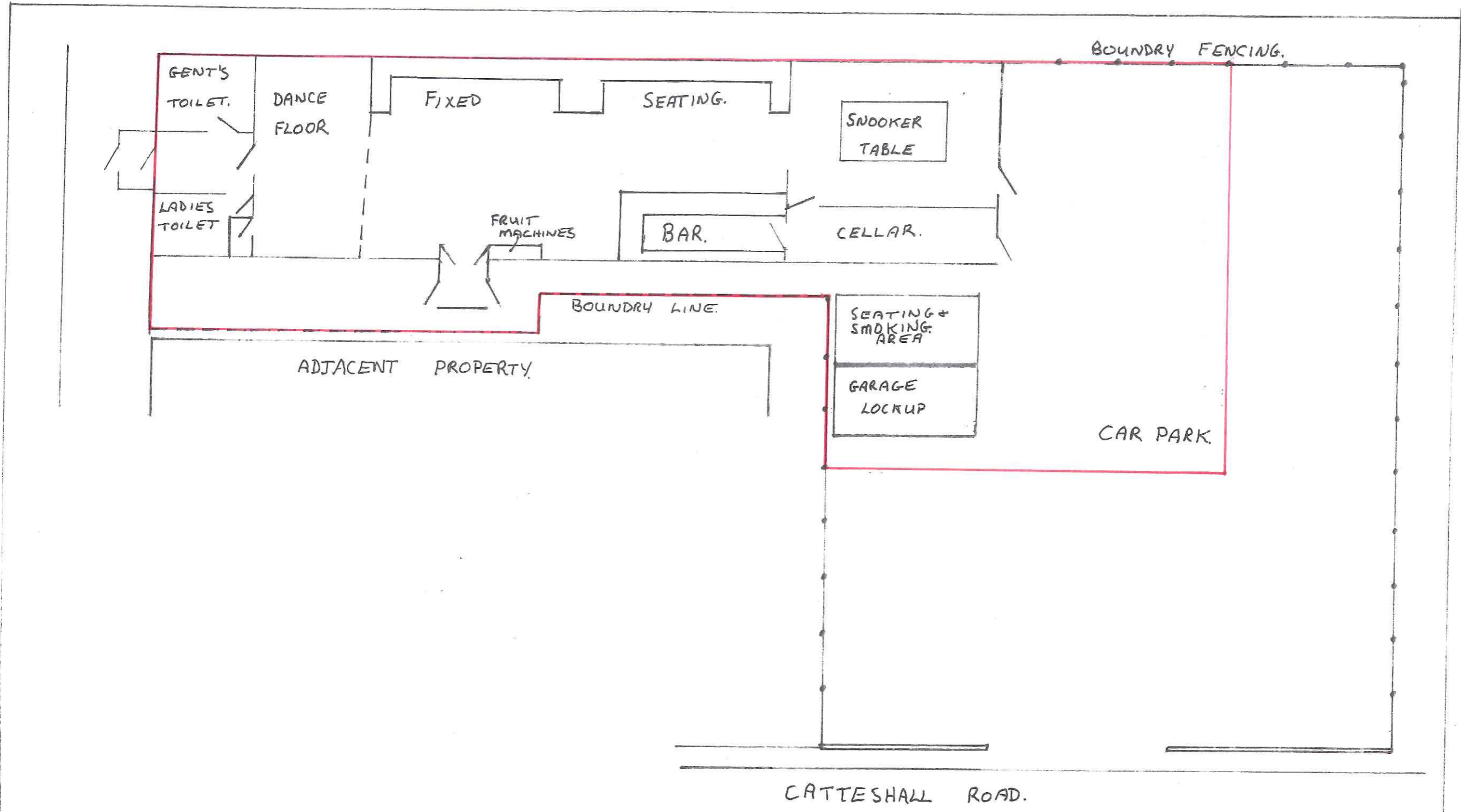
DRAWN *GB*
CHECKED
DATE

CLIENT GODALMING NAVAL CLUB
88 MEADOW
GODALMING
SURREY
GU7 2LZ

SCALE
1:100

DRAWING No.	REV.
1	

OLD



GODALMING NAVAL CLUB.
 88. MEADOW
 GODALMING
 SURREY. GU7 3HY.

NOV 2019